

⚠ Caution: To use this product properly, please read the instructions

Folding Bluetooth Keyboard INSTRUCTIONS

Designed for

Apple iOS
Android;
Microsoft

FOR:

iPad
iPhone
Smartphones,
& Tablets

Features

Ultra-slim and easy carry
Introduce folding design concept, the width of the body is reduced to 55mm, which is the best option for carrying around.

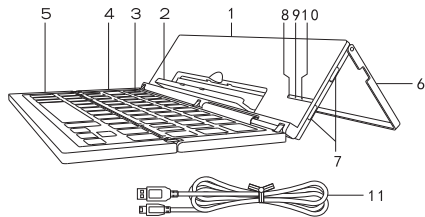
Metal material

Made of aluminum alloy, the keyboard feels more comfortable with a fantastic surface-workmanship

Automatically switch on/off

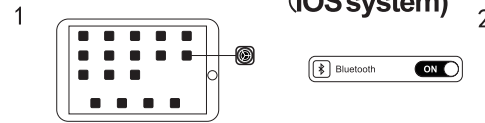
Under the magnetic smart sensor, the keyboard will be automatically activated or dormant by simply opening or closing it up. By pressing Fn+C simultaneously on the keyboard and connect the Bluetooth with your tablet, you can start your work immediately.

Know your product




1. Keyboard body1
2. iPad stand
3. Keyboard
4. Keyboard body2
5. Keyboard body3
6. Stand
7. Charging keyboard interface
8. Capital indicator
9. Battery Bluetooth indicator
10. Charging indicator
11. Micro-usb charging cable

Turn on bluetooth signal and connect (IOS system)



Go to "settings - universal-bluetooth."


Tap on Bluetooth, if it's OFF, turn it ON



"Fn+C" can turn on bluetooth signal, when the signal light is flashing, the keyboard will stay on searching state within 3 minutes.

On the setting menu, choose "Bluetooth keyboard 3.0". Bluetooth signal light go out, connection is successful.

Product features



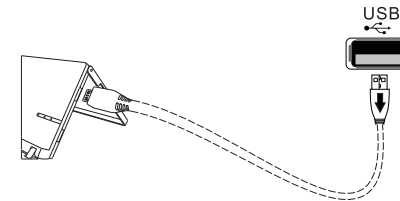
Some shortcut character

1. Please Select right system by Fn+ as soon as device being connected, OR some Fn+

Functions might in vain

2. Fn+ Keyboard power detection, power indicator
light flashes one time for only 25% left, twice for 50% left, three times for 75% left and four times for more than 90%

Recharge the keyboard



1. open the keyboard, when the power indicator light is not bright, Please charge the keyboard

2. Insert the charging cable in to the Micro USB port on the keyboard and the USB port on the power adaptor. The red charging indicator light turns on, the keyboard is charging, and the red indicator will turn off automatically when the keyboard is fully charged.

Maintenance:

Preserve the keyboard under normal temperature, recharge under normal voltage. If do not use for long time, need to timely charge (about one time in two months).

Product parameter

- 1 effective distance of 10 meters
- 2 modulation mode GFSK
- 3 working voltage 3.7V
- 4 working current <3mA
- 5 standby current <0.3mA
- 6 sleep current <50uA
- 7 charging current >200mA
- 8 standby time 180 days
- 9 charging time 2 hours
- 10 battery capacity 150mAh
- 11 battery life 3 years
- 12 working temperature -10-+55
- 13 color: gray iron, tyrant gold, black
- 14 keyboard size: 55*222*20mm
- 15 keyboard size: 170*222*6mm