

DOUBLESHOCK 4 Wireless Controller

User Manual(P912)


About the DOUBLESHOCK 4 Wireless Controller

Before using this product, carefully read this manual and any manuals for compatible hardware. Retain instructions for future reference.

Battery life and duration

- Do not handle damaged or leaking lithium-ion batteries.
- The battery has a limited life span. Battery duration will gradually decrease with repeated usage and age. Battery life also varies depending on the storage method, conditions of use and environmental factors.
- Charge in an environment where the temperature range is between 10°C-30°C (50°F-86°F). Charging may not be as effective when performed in other environments.
- When the wireless controller is not used for an extended period of time, it is recommended that you fully charge it at least once a year to help maintain battery functionality.

Use and handling precautions

- Avoid prolonged use of this product. Take a break at about 30 minute intervals.
- Stop using this unit immediately if you begin to feel tired or if you experience discomfort or pain in your hands or arms during use. If the condition persists, consult a doctor.
- Permanent hearing loss may occur if the headset or headphones are used at high volume. Set the volume to a safe level. Over time, increasingly loud audio may start to sound normal but can actually be damaging your hearing. If you experience ringing or any discomfort in your ears or muffled speech, stop listening and have your hearing checked. The louder the volume, the sooner your hearing could be affected. To protect your hearing:
 - Limit the amount of time you use headset or headphones at high volume.
 - Avoid raising the volume to block out noisy surroundings.
 - Lower the volume if you can't hear people speaking near you.
- Avoid looking into the light bar of the controller when it is flashing. Stop using the controller immediately if you experience any discomfort or pain in any body parts.
- This product is intended for use with the hands only.
- The vibration function of this product may aggravate injuries. Do not use the vibration function if you have any ailment or injury to the bones, joints, or muscles of your hands or arms.
- Note that some software titles enable the vibration function by default. To disable the vibration function, select  (Settings) → [Devices] → [Controllers] from the function screen, and then remove the checkmark from [Enable Vibration].
- Do not expose the product to high temperatures, high humidity or direct sunlight.
- Do not allow the product to come into contact with liquids.
- Do not put heavy objects on the product.
- Do not throw or drop the product or subject it to strong physical shock.





- When using the motion sensor function, be cautious of the following points. If the controller hits a person or object, this may cause accidental injury or damage.
 - Before using, check that there is plenty of space around you.
 - When using the controller, grip it firmly to make sure it cannot slip out of your hand.
 - If using a controller that is connected to the playstation 4 system with a USB cable, make sure there is enough space for the cable so that the cable will not hit a person or object. Also, take care to avoid pulling the cable out of the PS4 system while using the controller.

Exterior protection

Follow the instructions below to help prevent the product exterior from deteriorating or becoming discolored.

- Do not place any rubber or vinyl materials on the product exterior for an extended period of time.
- Use a soft, dry cloth to clean the product. Do not use solvents or other chemicals. Do not wipe with a chemically-treated cleaning cloth.

TURBO function

- Action buttons include (, , , , L1/L2/R1/R2), all the 8 buttons can be set manually with TURBO function.
- Setting method: Press and hold down one of action buttons, and then press the TURBO button to enable the TURBO function; hold down the action button, then press CLEAR button to cancel the TURBO function.
- When gamepad is power off, shut down or restarted, the Turbo function is automatically cleared. To enable the TURBO mode, you need to reset it.

Registering(pairing) the controller

The first time you use the controller, or when you want to use the controller on another Playstation 4 system, you must perform device registration(pairing). Turn on the PS4 system and connect the controller to the system with the USB cable to complete device registration.



To a USB port on the PS4 system.

USB cable(supplied with the PS4 /PC system)

HINT

For details on using the controller, refer to the user's guide of the PS4 system.

Specifications

Input power rating:	5 V \approx 500mA
Battery type:	Built-in rechargeable Lithium-ion battery
Voltage:	3.7 V
Battery capacity:	600 Mah
Operating temperature:	5 °C-35 °C (41 °F-95 °F)

Design and specifications are subject to change without notice.