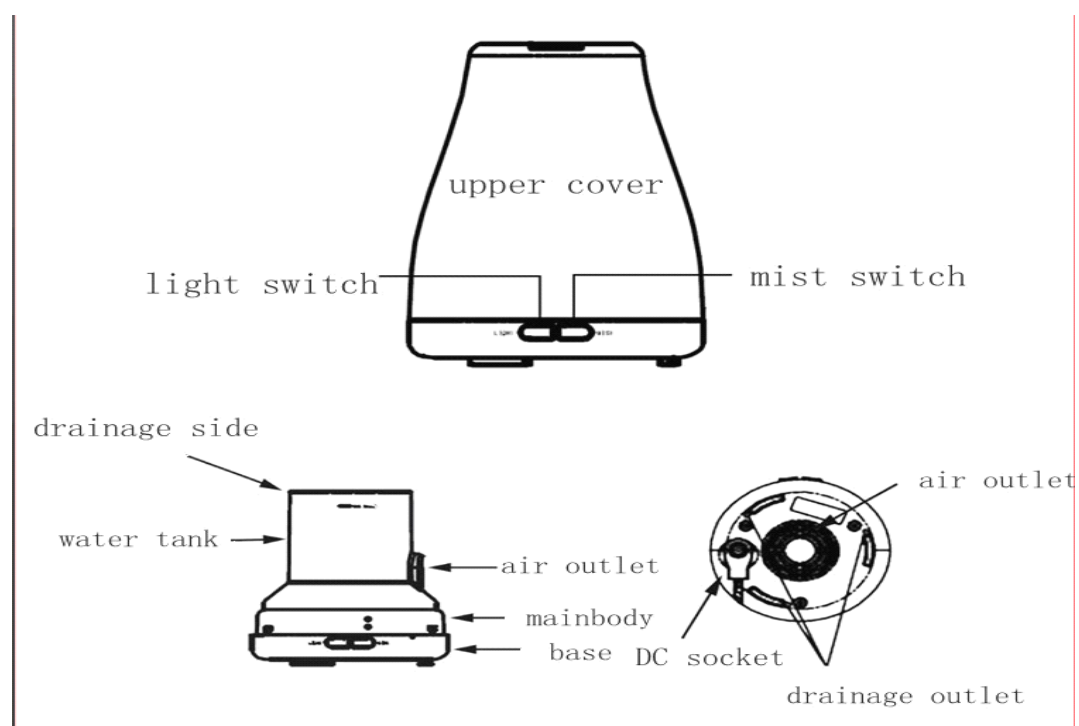


## Ultrasonic aroma diffuser user manual

Thank you for using our products. In order to ensure you to use our product in a safety way, please read the specific user manual, and use our product follow it. Additional, after you read this specification, in case something special happen, you can refer to the manual immediately, please put it to the place that within reach.



This aroma diffuser adopts the ultrasonic technology to atomize the water and essential oil, release the fresh aroma.



## Method of operation

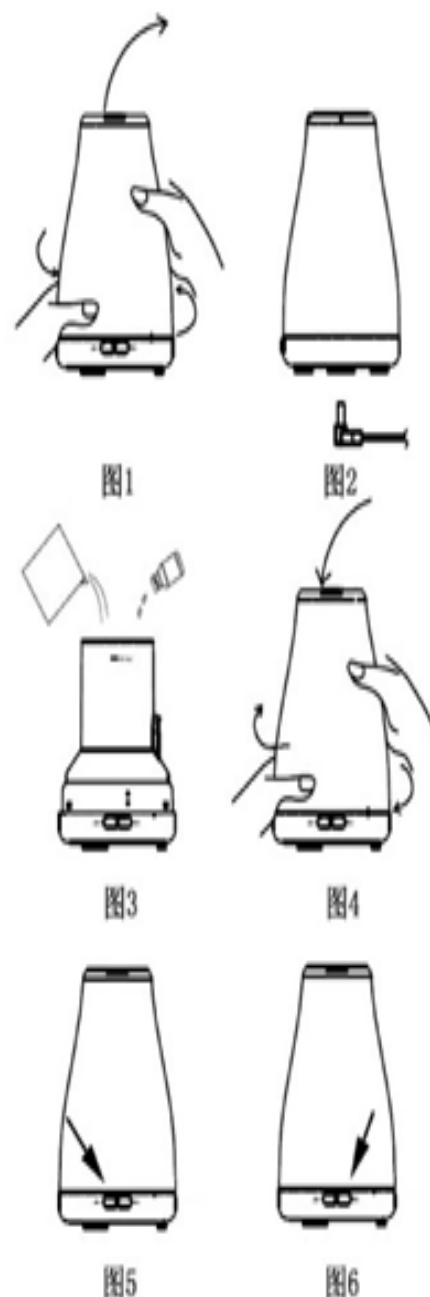
1. Please set the product right way, counterclockwise rotates the upper cover, and take the cover down. **As shown in the Figure 1.**
2. Please connect the DC socket of AC adaptor to the main body DC socket by the AC line groove. **As shown in the Figure 2.**
3. Please use the water measure cup to add water into the tank, don't make the water over 130ml, the maximum water line. Don't add water when the product is working. (high temperature water is unavailable)
4. After the tank full of water, please drop the essential oil vertically.(drop 0.1ml-0.5ml essential oil per 100ml would be good. ) **As shown in the Figure 3**
5. put the cover back, and rotate the cover clock wisely, until the upper cover align with the dot on the base. **As shown in the Figure 4**

**important item:** you must cover the upper cover before you start the product.

6. Please connect the AC adaptor to the household power socket.
7. Press "LIGHT" to choose LED light you like or to adjust the light intensity(strong/weak/close state) **As shown in the Figure 5**
8. Short press "MIST" button, when the indicator light---green light bright, the product enter the intermittent work mode(work 30 seconds, stop 30 seconds), short press "MIST" button again, the red light bright, and then the product enter the continuous working state(The longest working time is for about 3 hours), short press the "MIST" button at the third times, and the product will enter the close state.(Under the working state, you can power off the product by long press the "MIST" button)

**As shown in the Figure 6**

9. If you don't use the product for a long while, you should pour the water out of the tank, and put it to a dry place.
10. After the power get through, the aroma diffuser's original state is closed.
11. If the water tank is lack of water, the product will close automatically, although you open the "MIST" button.



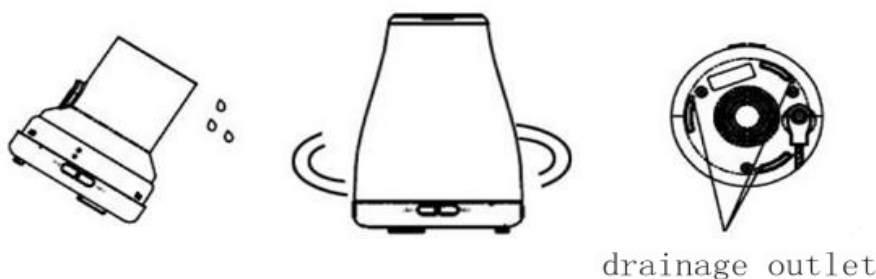
## Something attention

- The product only can be used within 180 minutes(3hours for cap)
- Pay attention to the concentration of the mist, if there are some little differences is normal phenomenon.
- Different kind of water, humidity, temperature and the direction of the wind will influent the effect of the mist spray.
- If the water tank without water, when you press “**MIST**” button, the product will issue three “bee” sound to remain you the product can not be used.
- It can only used the 100% pure natural aroma essential oil, if the essential oil include somewhat chemical ingredient, spice, impurity can damage the product, before you want to change another essential oil, please clean the product by the product maintain part.

## Accidental leakage

When you upset the product accidentally, please deal with incident by the methods are as follow:

1. Power off the power, and pull out the power supply and open the upper cover.
2. Drainage the rest of water out of the water tank from the drainage side.
3. Shake the product body lightly, let the water in the product out of the drainage water outlet, and set it to the save place for 24 hours drying naturally.



## Product maintain

When you use the product for 5-6 times or 3-5 days, please clean the product by the following ways:

1. Power off the power, and pull out the power supply and open the upper cover.
2. Drainage the rest of water out of the water tank from the drainage side.
3. You can use a few kitchen detergents in warm water to for dilution, then use it to wipe the product.
4. If you find some dirty things inside the air outlet, please take down the upper cover to clean it.(As shown in the right Figure)

5. while maintain the product, don't use the medical dilution benzene ethanol, or you can damage the product or wipe different marks on the product.

**Attention:** Please be sure to use the neutral detergent.



### Attention Items

In order to avoid damaging the product, please make sure the things are as follow:

- Not allow the non-technological staffs to transform, disassemble, or repair the product. If the product needs to be repaired, please contact with the sales department.
- Don't stabbed, twisted, or stretched the line of the power adaptor, don't place the electric wire to the high temperature place. Please don't put the heavy things pressure on the wire and clip or repair wire are also not be allowed.
- If the wire of the adaptor was damage, or the socket was loose, please stop to use.
- If there is abnormal odor, noise, abnormal generation, then the product or the adaptor may be has a fault. Please pull the adaptor out of the supply socket, and stop to use at the same time.
- Don't place the adaptor into water or some stick water. It's not allowed to set the adaptor to some wet place, such as bathroom, dressing room, greenhouse, etc.
- To make sure healthy, every time you use the product should drainage the water out of the water tank from the drainage water side, and use the cloth to wipe it clean.
- The essential oil may cause staining, if accidental spill out, you should use the dishcloth to wipe it immediately.
- Don't let the tap water directly. We should use the measure water cup to add water into the mist diffuser.
- Don't let the spray nozzle spray directly on furniture, clothes or walls.
- Avoid it in direct sun exposure, close to the air conditioner, fan or high

temperature and some other places.

- It should be keep on the plain placed, don't put it on the rug, mat or not smooth ground.
- Avoid it on the appliances such as TV set, audio equipment.
- Don't cover the product, it may cause the body inside full of water and damage it.
- The product can be used only within 180 minutes (3 hours for cap).
- After a long time work, in order to avoid damaging the ultrasonic plate, the product should be closed for 60 minutes after working.
- Only the tap water, purified water is available.
- It can not be moved while using.
- Don't touch the product whiling your hands are wetting, in order to avoid electrical leakage.
- The product should be place to the place the children out of reach, and teach the children the right using way.
- The product not suitable for the children and the people who lack of knowledge and experience about the product.

## Fault causes

When the product can not work in normal, you should consider the following issues first:

If you find the product may has some faults, please contact us repair it before confirm the followings	
When you open the product, it will power off within 1 second.	<ul style="list-style-type: none"> <li>● Please confirm the tank whether has water or not. Or does the water volume enough? --Please add water into the tank.</li> <li>● Whether the AC adaptor connects right or not? --Please confirm the product had connected with the adaptor. In order to confirm it whether connect ok, Please Pull the DC socket out of the product, and connect it again.</li> </ul>
Without mist spray or abnormal mist spray	<ul style="list-style-type: none"> <li>● Whether the water in the tank less or not? --Please add enough water into the water tank. / If the water is over 500ml, the mist spray may also cause fault.</li> <li>● Whether the ultrasonic atomizing sheet be defiled or not? --Please clean the container. (<b>please refer to the" maintenance</b>)</li> <li>● Whether the bottom of the suction mouth full of dust or not? --If the base inlet sticky with dust, and then the pumping volume will decrease greatly, and resulting in not enough wing to mist spray.</li> </ul>
Aroma diffuser leak	<ul style="list-style-type: none"> <li>● Whether the upper cover is cover well or not? -- Recover it the upper cover.</li> </ul>

water	<ul style="list-style-type: none"><li>● Whether the temperature is too high or too low? --If the temperature is too low or the humidity is high, its surface mist may easy get together and form water drops.</li></ul>
-------	---

## Specifications

size	Φ100 X (H)140 MM
weight	About 260G
Supply Power: input/output	AC100-240V 50/60HZ   DC 12V 1A
Length of the power supply	about 170CM
Power	about 9W
Water capacity	130ML
LED light	3 PCS
Original material	PP
As sensory	Power supply, water measure cup, user manual
Ultrasonic frequency	2.4MHZ

