

W N

Overseas user registration binding equipment instructions

Select country area, directly enter a phone number, without adding "0" received a text message authentication code, input validation code can normal binding bracelets, normal use of the product.

L18 Health bracelet

Introduction

Thank you for using this Health bracelet.

•Please read this manual carefully before using this product.

•Please do not disassemble it by yourself, which will be beyond warranty scope.

E Indicator Lighting Rule

- S Solid green light -----> Charging completed
- Flickering green light -----> Charging
- Flickering red light -----> Low capacity warning
- Flash cyan light -----> Wristband locked
- Flickering yellow light -----> Turn off or flight mode
- Solid yellow light -----> Activate wristband or Exit flight mode
- Flickering blue light -----> Wristband under measurement

N

This product by measuring the dynamic blood pressure trend of statistical biological rhythm, to help people more healthy life, can't make any medical diagnosis related basis.

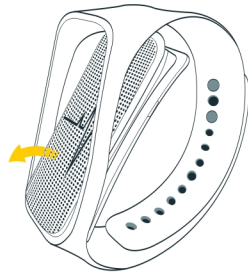
Bracelet does not belong to medica; equipment and its category. Bracelet and its application and its associated data shall not be used for diagnosis, treatment or mitigate any disease and its related condition. To prevent the serious damage caused by overexertion and user self diagnosis, changing your movement, sleep, nutrition and drug use and intake before, please to consult professional doctor.

Note: ambulatory blood pressure and medical diagnostic use of blood pressure are not the same concept.

Install APP and assemble the bracelet E

Install APP: Scanning the bottom of the packing case of the two-dimensional code APP

Assembly bracelet: As shown in the main body of Wristband Bracelet



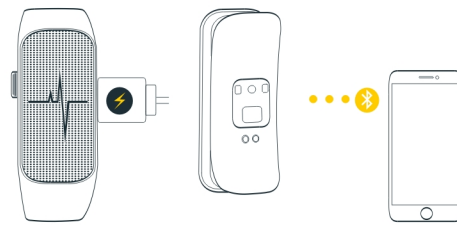
S

W W

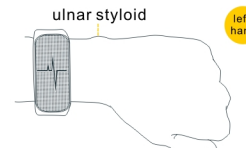
Bracelet charging and mobile phone Binding S

Bracelet charge: L18 Bracelet charging as shown below, the metal interface of the converter is aligned to the back of the metal contacts (indicator light red intermittent flashing, said the battery is insufficient, please charge the bracelet in time).

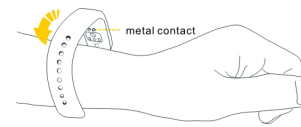
Bracelet bound: L18 bracelet with phone app binding must be operated in connect the USB cable to charge state, follow the prompts to search bracelet, when flashing Bracelet Lamper is complete binding



Optimal measurement method E



1. Bracelet with his left hand two fingers at the ulnar styloid best wear



2. Back metal contact with the same direction

W

E S

Basic parameters W

Main body weight	Working temperature	Battery capacity
21g	-10°C-45°C	157mAh

Battery type	Equipment requirements	Synchronization mode
lithium polymer	system for Android4.3 and above & IOS7 and above	Bluetooth4.0

Bracelet full length	Adjustable length	Waterproof grade
247mm	145mm-209mm	IP54

E S

W



The battery type : Lithium polymer battery

Battery capacity: 157mAh

The input voltage : DC 5.0V

Input current : 100mA (TRP)

The connection method : Bluetooth 4.0

Dustproof water level : IP54

Equipment requirements Android4.3 /IOS 7 and above version

Code qr code to download the APP

**Contains:Bracelet body、 Wrist strap、 Special charging converter、
Quick start guide**