


Precautions

1. This machine is not suitable for tire inflation of large end overweight vehicles, such as trucks, large trucksete.
2. When inflating car tires, it is best to take a break every 10 minutes to allow the body to cool down a bit before using it, which can prolong the service life.
3. When using do not leave the body, pay attention to the tire pressure at any time, and do not inflate too saturated.
4. After the air nozzle of this machine is used, the wrench must be straightened to avoid fatigue of the rubber elasticity inside.
5. The machine should avoid moisture, heavy fall and sand intrusion, and also should avoid children playing with it to avoid damage

QUALIFIED CERTIFICATE

Before leaving the factory, the products of our company are inspected in strict accordance with various indexes Grant delivery.

Model/specification: SCK619-3
 Inspector: 
 DATE: _____

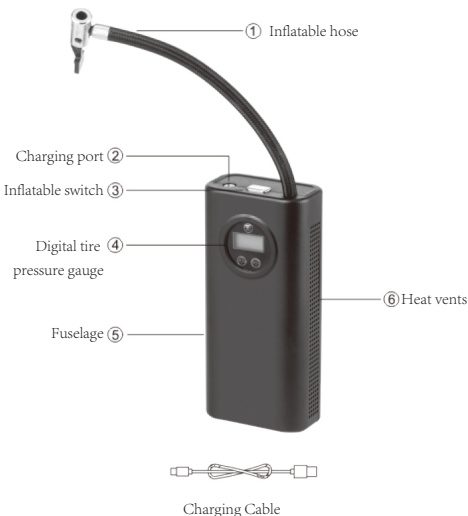
Portable Air Pump Pointer



SCK619-3

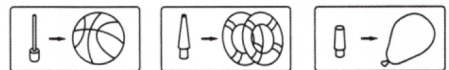
(Please read this manual carefully before use)

Thanks for using this product. I know more about the air pump of tires. It adopts high-quality motor and cylinder block to achieve fast inflation and pressure measurement. The simple shape is refreshing



Multifunctional valve combination

The product comes with the following three multi-function valve



Instructions for use

How to use the pointer

- Step 1: Make sure the air pump has power
- Step 2: Connect the inflation port to the tire valve
- Step 3: Press the inflation switch, the first gear starts to inflate
- Step 4: When inflating, the pointer watch will rise with the increase of air pressure, the general tire pressure is 28-35PSI 2.0Kg/cm-2.5Kg/cm
- Step 5: Turn off the air pump, take out the air nozzle, and the inflation is completed

Kind tips:

1. Use USB to charge the air pump for 6~7 hours to fully charge.
2. When the rechargeable battery is charging, the USB light shows red to indicate normal charging. Green shows full.