

MECOOL Smart Projector KP2



User Manual

Note: All the pictures in this manual are for reference only, subject to our available products.

◆ Safety Warning

★ To avoid dangerous or illegal operation, read through the following precautions before using this device.

★ In order to provide the device with stable power supply, select the power supply line that conforms to the national electricity standard and the power sockets for which protections measures are taken, such grounding.

★ Use the type of power supply indicated on the device.

★ Do not unpack and disassemble the machine by yourself, otherwise we will not undertake any free warranty service.

★ To avoid eyes injury, do not look directly at the projector lens when this device is working.

★ Do not place the device on any items that may block the ventilation openings, such as cloth, blankets, etc.

★ Since this device is not waterproof, avoid water drenching or splashing, and do not place the items containing liquid next to the device, such as the vases, water cups, etc.

★ To prevent electric shock, do not expose the device to rain or water.

★ Unplug the power cord if the device will not be used for a long time.

★ Transport the device with the original foam.

★ Do not try to repair by yourself the device with any damage, if any, and contact the dealer.

★ Use the product in the environment with temperature in the range of 5~35° , and do not use it in a place below 2,000 meters above sea level.

◆ Statement

1) Statement regarding intellectual property: Both the hardware design and software program of this product are copyrighted. Reproduction of the product and the contents of the manual without our authorization will bear the corresponding legal responsibility.

2) This manual is for reference only, and the final functions are subject to the actual functions of the product actually ordered and received by the customer.

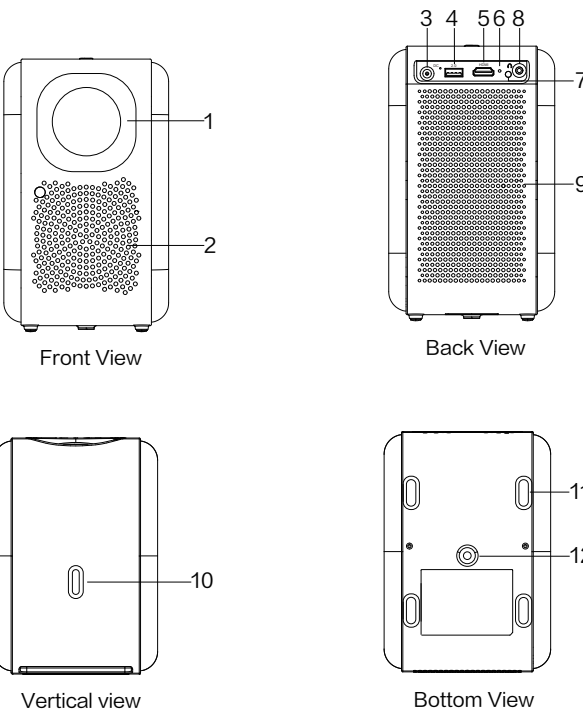
3) All pictures herein are for reference only, and shall be subject to the actual product. We reserve the right to improve and change the product appearance and design without prior notice.

◆ Accompanying Accessories

- Remote control × 1
- Adapter × 1
- Power cord × 1

◆ Appearance

Before use, you are required to be familiar with the ports and keys of the device.



No.	Description	No.	Description
1	Lens	7	Remote control window
2	Air outlet	8	Earphone
3	DC port	9	Two-channel audio
4	USB port	10	ON/OFF
5	HDMI port	11	Foot pad × 4
6	Indicator	12	Bracket's screw hole

Note: To avoid damage to the eyes, do not look at the lens directly .

◆ Projection


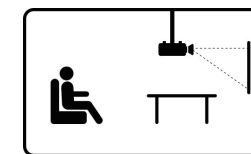


Table Mount



Ceiling Mount

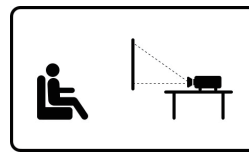
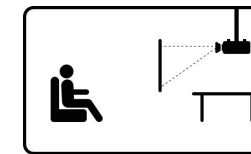


Table Mount: Mirror



Ceiling Mount: Mirror

◆ FCC Warning:

This equipment has been tested and found to comply with the limits for a Class B digital device, pursuant to part 15 of the FCC Rules. These limits are designed to provide reasonable protection against harmful interference in a residential installation. This equipment generates, uses and can radiate radio frequency energy and, if not installed and used in accordance with the instructions, may cause harmful interference to radio communications. However, there is no guarantee that interference will not occur in a particular installation. If this equipment does cause harmful interference to radio or television reception, which can be determined by turning the equipment off and on, the user is encouraged to try to correct the interference by one or more of the following measures.

- Reorient or relocate the receiving antenna.
 - Increase the separation between the equipment and receiver.
 - Connect the equipment into an outlet on a circuit different from that to which the receiver is connected.
 - Consult the dealer or an experienced projector technician for help.
- Caution: Any changes or modifications to this device not explicitly approved by manufacturer could void your authority to operate this equipment.

This device complies with part 15 of the FCC Rules. Operation is subject to the following two conditions;
 (1) This device may not cause harmful interference.
 (2) This device must accept any interference received, including interference that may cause undesired operation.

This equipment complies with FCC radiation exposure limits set forth for an uncontrolled environment. This equipment should be installed and operated with minimum distance 20cm between the radiator & your body.

Dear Customer

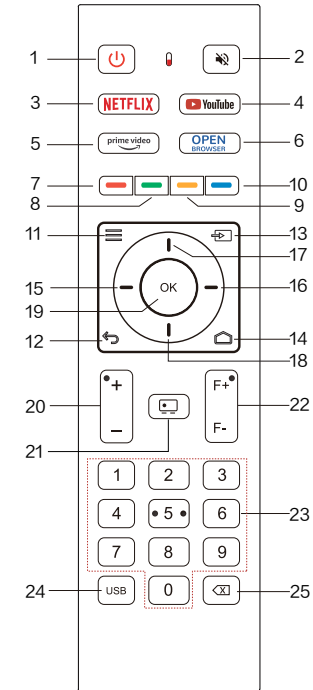
Thank you for your purchase. We hope that our product can meet your needs and expectations. If you have any problem with the product, please do not hesitate to contact us. We would like to take all responsibilities and provide the best service for you. Thank you again and best wishes to you!

Customer Service Email: service@mecool.com



1. Warranty within one year of purchase.
2. The following repairs within the warranty period will also be charged
 - 2.1 Due to improper storage, use, and maintenance;
 - 2.2 After purchase, the product is damaged due to falling, water ingress, improper storage, etc.;
 - 2.3 Damage caused by repairing, remodeling, disassembling or cleaning at a non-MECOOL authorized repair centre;
 - 2.4 The product model or serial number recorded on the warranty card does not match the actual product;
 - 2.5 Damage caused by using accessories or consumables not recommended by MECOOL;
 - 2.6 Faults caused by external factors such as natural disasters and abnormal voltage.

◆ Remote Control



No.	Items	Description	No.	Items	Description
1		ON/OFF	14		Home
2		Mute switch	15		Left
3		Netflix hotkey	16		Right
4		YouTube hotkey	17		Up
5		Prime Video hotkey	18		Down
6		OPEN Browser hotkey	19		OK
7		Red key	20		Volume +/-
8		Green key	21		Projection mode
9		Yellow key	22		Focus +/-
10		Blue key	23		Number
11		Set	24		USB Source
12		Return	25		Backspace
13		Signal Source			

Note: The remote control of Bluetooth version can be paired as follows:
 When the remote control is close to the projector within 0.2m, press [OK] and [Volume-] simultaneously, and the indicator light flashes quickly to indicate the pairing state.
 Enable the projector's Bluetooth function to search for the device, click Connect after searching for [Smart Remote], and the indication "Connected" means successful pairing. If it fails, repeat the above steps or restart the device for connection.



Manufactured under license from Dolby Laboratories. Dolby, Dolby Audio, and the double-D symbol are trademarks of Dolby Laboratories Licensing Corporation.



NOTICE: The terms HDMI and HDMI High-Definition Multimedia Interface, and the HDMI Logo are trademarks or registered trademarks of HDMI Licensing LLC in the United States and other countries.

This product contains technology subject to certain intellectual property rights of Microsoft. Use or distribution of this technology outside of this product is prohibited without the appropriate license(s) from Microsoft.

Content owners use Microsoft PlayReady™ content access technology to protect their intellectual property, including copyrighted content. This device uses PlayReady technology to access PlayReady-protected content and/or WMDRM-protected content. If the device fails to properly enforce restrictions on content usage, content owners may require Microsoft to revoke the device's ability to consume PlayReady-protected content. Revocation should not affect unprotected content or content protected by other content access technologies. Content owners may require you to upgrade PlayReady to access their content. If you decline an upgrade, you will not be able to access content that requires the upgrade.

The camera on the device will collect projection screen information when performing autofocus and auto keystone function, and the information will be released afterwards. Such information shall not be saved or uploaded.

◆ FCC STATEMENT

This device complies with Part 15 of the FCC Rules. Operation is subject to the following two conditions:
 This device may not cause harmful interference, and
 This device must accept any interference received, including interference that may cause undesired operation.
 Warning: Changes or modifications not expressly approved by the party responsible for compliance could void the user's authority to operate the equipment.

NOTE: This equipment has been tested and found to comply with the limits for a Class B digital device, pursuant to Part 15 of the FCC Rules. These limits are designed to provide reasonable protection against harmful interference in a residential installation. This equipment generates uses and can radiate radio frequency energy and, if not installed and used in accordance with the instructions, may cause harmful interference to radio communications. However, there is no guarantee that interference will not occur in a particular installation. If this equipment does cause harmful interference to radio or television reception, which can be determined by turning the equipment off and on, the user is encouraged to try to correct the interference by one or more of the following measures:

- Reorient or relocate the receiving antenna.
- Increase the separation between the equipment and receiver.
- Connect the equipment into an outlet on a circuit different from that to which the receiver is connected.
- Consult the dealer or an experienced radio/TV technician for help.

RF warning statement:

The device has been evaluated to meet general RF exposure requirement. The device can be used in portable exposure condition without restriction.

◆ IC STATEMENT

English: "
 This device complies with Industry Canada licence-exempt RSS standard(s).
 Operation is subject to the following two conditions:
 (1) this device may not cause interference, and
 (2) this device must accept any interference, including interference that may cause undesired operation of the device."

French:"

Le présent appareil est conforme aux CNR d'Industrie Canada applicables aux appareils radio exempts de licence. L'exploitation est autorisée aux deux conditions suivantes :
 (1) l'appareil nedit pas produire de brouillage, et
 (2) l'utilisateur de l'appareil doit accepter tout brouillage radioélectriquesubi, même si le brouillage est susceptible d'en compromettre le fonctionnement."

L'appareil a été évalué pour répondre aux exigences générales d'exposition aux RF. L'appareil peut être utilisé sans restriction dans des conditions d'exposition portables.

RF warning statement:

The device has been evaluated to meet general RF exposure requirement. The device can be used in portable exposure condition without restriction.

Guarantee Card

Name: _____ Home Tel: _____

Address: _____ Dealer Name: _____

E-mail: _____ Date of Purchase: _____

Product Category: _____ Model: _____ Serial No: _____

The Guarantee Card should be completed, returned to and received by our Service Centre. (Guarantee Card will not be mailed back by our company).

Please contact Customer Service Center to report a defective product.
 Email: service@mecool.com Website: www.mecool.com