



WIRELESS CHARGER

User Manual

Model: DS28



www.iyesido.com

Guangzhou Guan Su Ge Technology Co., Ltd.
Room A06, Floor 2, T28 Class, No. 16, East Of Hao Ke Zhou
Street, Shixi Village, HaiZhu District, Guangzhou, China.

Product Display

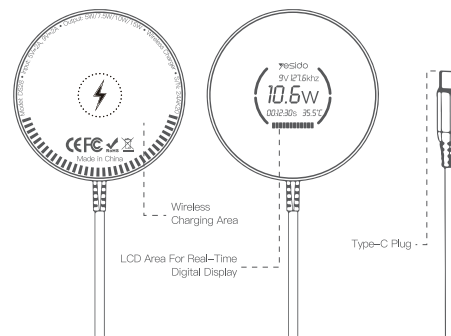
Thank You For Purchasing DS28 Product!
The Brief Description Of The Product Assures You
To Operate Freely, Fully Embodies The Value Of
This Product, Please Read Carefully Before Use.



*Display Of Appearance

Product Structure

This Product Is A Magnetic Digital Display Charger With An Integrated Lcd Screen. It Features Temperature Detection, Charging Timing, Frequency Monitoring, And Voltage And Power Checking Functions.
(The Data On The Digital Display Varies With The Duration Of Charging.)



Product Parameters

Model: DS28 Cable Length: 1.2m Nylon Line

Magnet Strength: 4000GS

Material: Aluminum Alloy + Glass

Input: 5V=2A, 9V=2A

Output: 5W/7.5W/10W/15W

Interface: Type-C

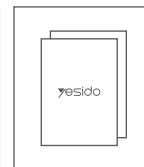
Attachments

1. Main Part



①

2. Manual

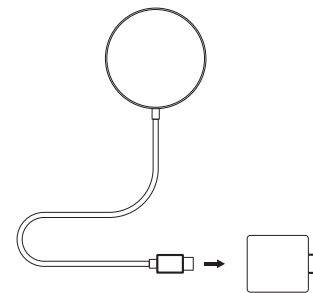


②

User Instruction

1. Connect With Wall Charger

Plug The Type-C Connector Into The Charger So As To Ensure It Is In Standby Mode.

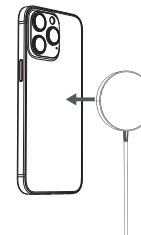


Note:

To Achieve Optimal Charging Performance, Using A Fast Charger That Meets Safety Standards Is Recommended. To Save Energy And Extend The Product's Lifespan, Please Unplug The Charger Once Your Phone Is Fully Charged To Avoid Energy Waste

2. Charging Your IP

Please Fit The Product With The Back Of Your Phone, It Will Charge Your Phone Automatically Via The Built-in Magnetic Wireless Charging, Max To Be 15w.




User Instruction

Attention:

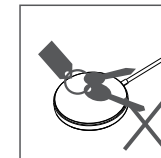
- Under Normal Charging Conditions, The Charger And Mobile Phone Could Be Slightly Hot; The Temperature May Rise If The Mobile Phone Is Working While Charging (Such As Playing Video).
- Please Stop Charging Your Phone When The Charger Is Over-heating. Our Product Will Automatically Stop Charging When Over-heating. Please Try It Again When It Cools Down

Note:


- When The Surface Gets Dirty, Please Wipe It With A Damp Cloth And Dry It Before Using.
- Please Remove Foreign Objects On The Surface Before Using, Such As Coins, Pins, Keys And Other Metal Objects.



No washing



No metal objects on the surface



No knocking

The Final Interpretation Of The Product Belongs To Guan Su Ge Technology.