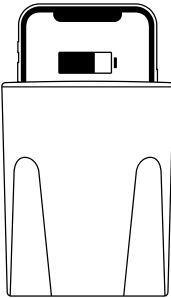


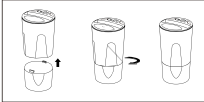
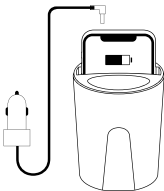
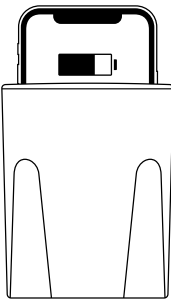


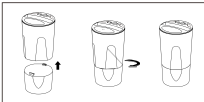
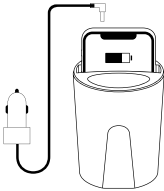


# X13/X13A说明书： 70\*80MM

<div>车载无线充电杯</div> <div>用户手册</div> <div></div> <div>使用产品前请认真阅读本手册并妥善保存，以备查阅。</div>	<div>感谢您选择购买我司产品，本产品是一款车载多功能无线充电杯。采用WPC Qi 标准无线充电技术，兼容符合 Qi 标准无线充电手机使用，同时扩展USB和Type-C接口输出。可以同时给多设备充电。采用杯式设计，简单易用。</div> <div>产品介绍</div> <div>1、产品说明</div> <div><div><div>正面</div></div><div><div>反面</div></div></div> <div>2、规格参数</div> <div><div>产品名称：快速无线充电杯</div><div>输入大小：DC12~24V/5A</div><div>接口输出：MAX5V3.1A</div><div>转化效率：≥75%</div></div> <div><div>无线标准：Qi</div><div>无线功率：5W/7.5W/10W/15W</div><div>适用机型：Qi手机（机身宽≤81毫米）</div></div>	<div>安装和使用</div> <div>1、安装说明</div> <div>将车载无线充电杯放到汽车预留水杯孔位，连接汽车电源，充电器通电状态。 *如您的汽车水杯孔较小，充电器可先装上底座使用。</div> <div><div>底座安装：底座扣位插到车载无线充电器底部扣位孔，旋转拧紧即可。</div></div> <div>2、使用说明</div> <div><div>(1)、无线充电</div><div>——符合Qi无线充电标准手机(机身宽≤81毫米),放到无线充电器感应区进行充电。</div><div>——非符合Qi无线充电标准手机(机身宽≤81毫米), 需匹配相应的无线充电接收线圈，放到无线充电器感应区进行充电。</div><div>(2)、USB输出</div><div>请用标准USB电线一端连接充电器，一端连接充电设备即可充电。</div><div>(3)、Type-C输出</div><div>请用标准Type-C对Type-C电线，一端连接充电设备即可充电。</div></div> <div></div>	<div>注意事项</div> <div>1、请勿挤压、碰撞或强硬拉扯电源线，避免电子件损坏。</div> <div>2、请勿自行拆卸或投入水火中，避免短路漏电。</div> <div>3、请在温度-10℃~+45℃范围内使用，并在温度-40℃~+70℃范围内存放，避免设备故障。</div> <div>4、请勿在严重潮湿或者腐蚀性环境下使用，避免损坏设备内部电路。</div> <div>5、请勿与带磁性或磁卡（身份证银行卡等）放置太近，避免磁卡失效。</div> <div>6、请与植入式医疗设备（如起搏器、植入耳蜗等）保持至少30厘米的距离。</div> <div>7、请勿让儿童或宠物玩耍设备，以免对其造成伤害及不必要的意外。</div> <div>8、请勿将金属异物长期放置在无线充电器表面，避免设备故障或发热。</div> <div>9、请勿使用未经认可或不兼容的电源适配器，避免损坏设备或其它危险。</div> <div>10、请按当地规定处理设备，不可将设备作为生活垃圾处理。</div> <div>售后指南</div> <div>为了确保您得到可靠的售后服务，请认真阅读以下保修说明。</div> <div>1、保修条款</div> <div>七天内包换</div> <div>自产品售出之日起七天内，若产品出现性能故障，且产品本身及外包装保存完好、无划伤，享受换新服务。</div> <div>一年保修</div> <div>自产品售出之日起十二个月内，在正常使用产品过程中，如果出现非人为损坏的性能故障，免费维保服务。</div> <div>2、保修范围</div> <div>产品在正常使用过程中出现不能工作或故障，并经过我司认定后可以享受售后服务承诺。</div> <div>有下情况不在保修范围之内：</div> <div>(1)、配件不保修。</div> <div>(2)、因用户操作不当导致故障的。</div> <div>(3)、因意外灾害、人为损坏、自行拆卸、拆封标及非本司授权维修中心维修等引起故障的。</div> <div>*注：因用户操作不当所导致损坏移动设备、甚至带来危险， 本司一概不承担任何责任。</div> <div>3、超期维修</div> <div>产品超过保修期，客户仍享受维修服务，仅需缴纳更换零件材料成本费用。</div> <div>说明书涉及的图片均为示意图，最终以产品实物为准。</div>
---	---	---	--

<div>FAST WIRELESS CAR CHARGING CUP</div> <div>USER MANUAL</div> <div></div> <div>Please read the manual carefully before using the product and keep it properly for inspection.</div>	<div>Thank you for choosing to buy our products. This product is a multi-functional wireless charging cup on board. Use WPC Qi standard wireless charging technology, compatible with Qi standard wireless charging mobile phones, while expanding The output of USB and Type-C interface can charge multiple devices at the same time. The cup design is simple and easy to use.</div> <div>INTRODUCTION</div> <div>1、Description</div> <div><div><div>CORRECT</div></div><div><div>WRONG</div></div></div> <div>2、Specifications</div> <div><div>Name：Fast Wireless Charging pad</div><div>Input：DC12~24V/5A</div><div>Interface output：MAX5V3.1A</div><div>Efficiency：≥75%</div></div> <div><div>Wireless standard：Qi</div><div>Wireless Power：5W/7.5W/10W/15W</div><div>Applicable model：Qi Phone(W≤8mm)</div></div>	<div>INSTALL AND USE</div> <div>1、Product install</div> <div>Put the vehicle wireless charger into the hole of the car cup. Connect the power supply, The charger is electrified.</div> <div>* If your car water cup is small, Please put the base in the charger.</div> <div><div>Installation base: The base button is inserted into the bottom hole of the wireless car charger. The rotation is tightened.</div></div> <div>2、Product Use</div> <div><div>(1) Wireless Charging</div><div>——Qi mobile phone(Width≤ 81mm). Put it in the induction area of wireless charger for charging.</div><div>——Non-Qi mobile phone(Width≤ 81mm). Need to install matching receiving coil. Put it in the induction area of the wireless charger for charging.</div><div>(2) USB Output</div><div>Please use the standard USB wire to connect the charger USB port at one end, and connect the mobile phone or other digital devices to charge at one end .</div><div>(3) Type-C Output</div><div>Please use the standard. Type-C wire to connect the charger Type-C port at one end, and connect the mobile phone or other digital devices to charge at one end.</div></div> <div></div>	<div>CAUTION</div> <div>1. Do not squeeze, collide or pull the power cord hard to avoid damage to electronic parts.</div> <div>2. Do not disassemble or throw into water or fire by yourself to avoid short-circuit, leakage.</div> <div>3. Please use it in the temperature range of -10℃~+45℃ and store it in the temperature range of -40℃~+70℃ to avoid equipment failure.</div> <div>4. Do not use in severe damp or corrosive environment to avoid circuit damage.</div> <div>5. Do not place magnetic or magnetic cards (ID card, bank card, etc.) too close to avoid magnetic card failure.</div> <div>6. Please contact implantable medical equipment (Pacemakers, cochlear implants, etc.) Keep at least 30cm away.</div> <div>7. Do not allow children or pets to play with equipment, in order to avoid injuries and unnecessary accidents.</div> <div>8. Do not place metal foreign bodies on the surface of wireless charger for a long time to avoid equipment failure or fever.</div> <div>9. Do not use unauthorized or incompatible power adapters to avoid damage to equipment or other hazards.</div> <div>10. Please treat the equipment according to the local regulations. The equipment should not be treated as domestic waste.</div> <div>WARRANTY</div> <div>In order to ensure that you get reliable after-sales service, please read the following warranty instructions carefully.</div> <div>1. Warranty clause</div> <div>Within seven days Substitution:</div> <div>Within seven days from the date of sale, if the product performance fails, and its packaging is in good condition, no scratches, enjoy the renewal service.</div> <div>One-year warranty:</div> <div>Within twelve months from the date of sale, in normal use, non-man-made damage to the performance of the failure, free maintenance services.</div> <div>2. Warranty Scope</div> <div>In normal use, it can't work properly or break down. And after the confirmation of our company, enjoy after-sales service commitment.</div> <div>The following circumstances are not covered by the warranty:</div> <div>(1) . Parts are not guaranteed</div> <div>(2) . Faults caused by improper operation of users.</div> <div>(3) . Maintenance Center maintenance due to accident, man-made damage, self-disassembly, labeling removal and non-authorized maintenance by our department Causes the breakdown..</div> <div>* Note: Due to improper operation of users, mobile devices are damaged or even dangerous. The Division assumes no responsibility whatsoever.</div> <div>3. Overdue Warranty</div> <div>If the product exceeds the warranty period, the customer still enjoys the maintenance service and only needs to pay the cost of replacing parts and materials.</div> <div>The pictures in the instructions are sketches. Ultimately, the product in kind shall prevail.</div>
---	--	---	--